



SUPERSCAN-T

DOOR MOUNTED, ACTIVE INFRARED SAFETY SENSOR



PRODUCT



[Go to the product page](#)

TECHNOLOGY



CERTIFICATIONS

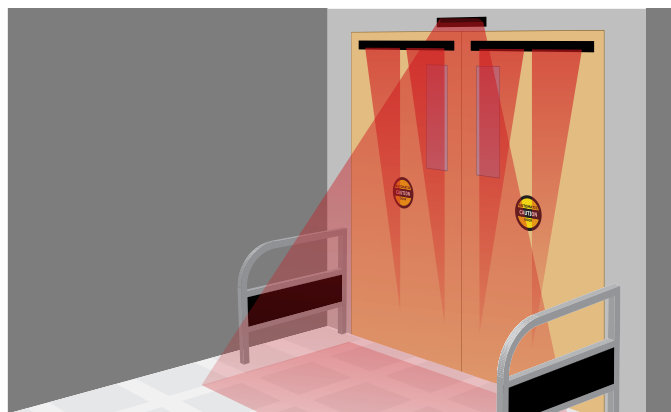


DESCRIPTION

BEA's **SUPERSCAN-T** is a door mounted, active infrared safety sensor designed for use on automatic swinging, revolving, folding and low energy doors.

The **SUPERSCAN-T** uses triangulation to detect the presence of a pedestrian, while the door is opening and closing.

The **SUPERSCAN-T** can be used as an individual module or daisy chained with additional slave modules. This flexibility allows the **SUPERSCAN-T** to be used on both narrow and wide doors. Each module detection zone can be adjusted independently.



Fit To The Application

Housing available up to 102 inches in length; can be field cut to desired door width

ANSI Compliant

Capable of meeting ANSI 156.10 standard for swing door safety when coupled with BEA's BODYGUARD-T

Functional Design

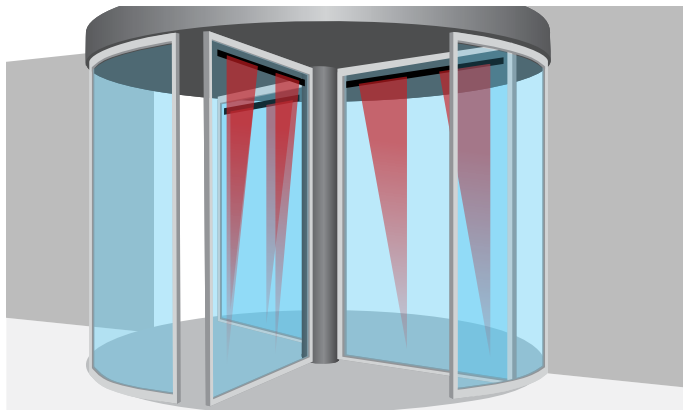
Designed to mount at the top of the door to reduce accidental damage

Customizable

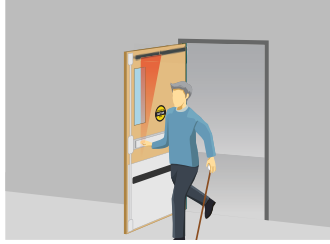
Can be set to background analysis mode to reduce the chance of false detection from faulty environmental situations

Standards Compliant

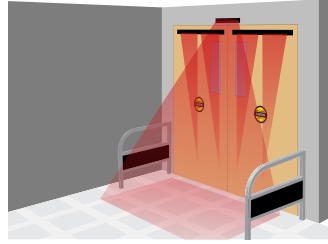
Capable of external monitoring



APPLICATIONS



Single Swing



Double Swing



Revolving



Uneven Pair

TECHNICAL SPECIFICATIONS

Technology	Active Infrared with background suppression
Detection Mode	Presence
Measurement of Distance	Triangulation
Power Supply	12 – 24 VAC / VDC ±10%
Output Interface; Relay	Relay – max. contact rating: 1A @ 30 V (resistive)
Detection Range	0 – 8'
Distance Adjustment	2 – 8' (rotating cam with linear adjustment)
Max. Mounting Height	8'
Detection Signal Duration	Infinite Presence Detection
Detection Time	< 50 ms
Output Hold Time	Potentiometer range: 0.1 – 4.5 s
Operating Temperature Range	-30 – 140 °F
PCB Dimensions	
Master	10.91" (W) × 1.5" (H)
Slave	8.75" (W) × 1.5" (H)
Connector to Door Controller	8-position screw terminal on Master PCB
Master-to-Slave Connection	Flat-ribbon cable with connectors and key lock
Max. Number of Slaves	8
Functions Selection	Detection mode: NO or NC Normal mode or Background Analysis mode

PRODUCT SERIES



SERIES BREAKDOWN

SUPERSCAN-T SERIES	Part Number	Description
SUPERSCAN-T I	10SSTI	1 Master 34.5 in (end cap to end cap)
	10SSTI40	1 Master 40 in (end cap to end cap)
	10SSTI42	1 Master 42 in (end cap to end cap)
	10SSTI48	1 Master 48 in (end cap to end cap)
SUPERSCAN-T II	10SSTII	1 Master 1 Slave 34.5 in (end cap to end cap)
	10SSTII40	1 Master 1 Slave 40 in (end cap to end cap)
	10SSTII42	1 Master 1 Slave 42 in (end cap to end cap)
	10SSTII48	1 Master 1 Slave 48 in (end cap to end cap)
SUPERSCAN-T III	10SSTIII	1 Master 2 Slaves 34.5 in (end cap to end cap)
SUPERSCAN-T CUSTOM SERIES	Part Number	Description
SUPERSCAN-T I	10SSTICUSTOM	1 Master Custom Length
SUPERSCAN-T II	10SSTIICUSTOM	1 Master 1 Slaves Custom Length
SUPERSCAN-T III	10SSTIIICUSTOM	1 Master 2 Slaves Custom Length
SUPERSCAN-T IV	10SSTIVCUSTOM	1 Master 3 Slaves Custom Length

DISCLAIMER Information is supplied upon the condition that the persons receiving it will make their own determination as to its suitability for their purposes prior to use. In no event will BEA be responsible for damages of any nature whatsoever resulting from the use of or reliance upon information from this document or the products to which the information refers. BEA has the right without liability to change descriptions and specifications at any time.

WWW.BEASENSORS.COM



BEA AMERICAS / RIDC Park West / 100 Enterprise Drive / Pittsburgh, PA
 T 1-800-523-2462 / F 1-888-523-2462 / E info-us@BEAsensors.com

A Halma company