



JAMB PUSH PLATES

STAINLESS STEEL ACTUATORS

PRODUCT

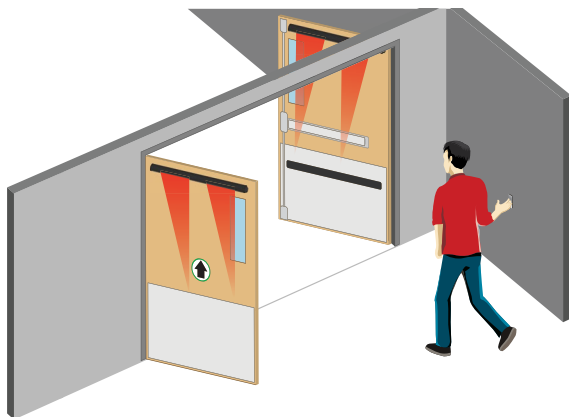


[Go to the product page](#)

DESCRIPTION

BEA's **JAMB PUSH PLATES** improve overall door access, enhance accessibility for those with limited mobility or disabilities and seamlessly integrate with an automatic door's activation.

JAMB PUSH PLATES can be mounted in areas with limited space available, such as on guide rails. These push plates may be hard wired to the door operator or connected to BEA's line of wireless transmitters.



Robust Design

1/16 inch thick stainless steel for maximum durability

Vandal Resistant

Concealed fasteners to minimize vandalism

Available In Complete Kits

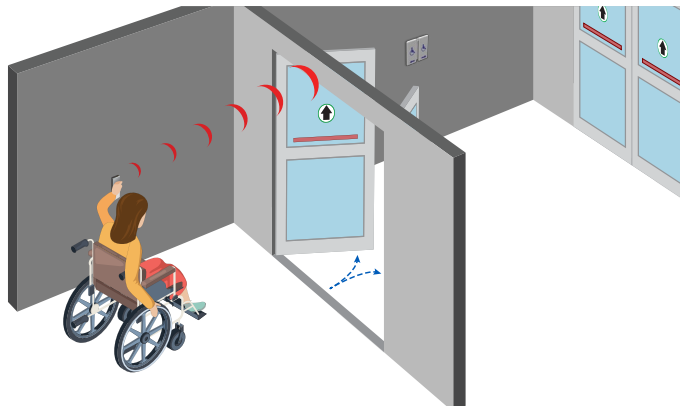
Complete kits available including plates, mounting boxes and optional wireless devices for ease of ordering

Enhances Accessibility

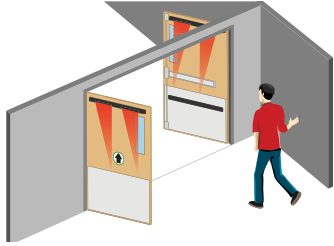
ADA-compliant push plates are available in a variety of popular faceplate graphic options

Highly Compatible And Customizable

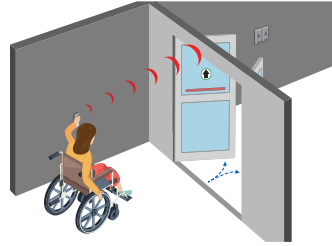
Compatible with both surface and flush mount boxes; various text, graphic and logo options available



APPLICATIONS



Low Energy Doors



Wireless Compatibility















Request-To-Exit

TECHNICAL SPECIFICATIONS

Faceplate Material	16 gauge, 304 2B Stainless Steel
Backplate Material	1/8" thick, Aluminum
Mounting Screws	Stainless Steel, 6-32 x 1" & 8-32 x 1" Allen Head Size: 5/64
Cherry Switch	Single-pole, 15 A, COM / NO / NC, UL Recognized
Compatible Wireless Frequencies	900, 433 or 300 MHz
Faceplate Dimensions	1 1/2" (W) x 4 3/4" (H) x 31/60" (D)

PRODUCT SERIES

 10PBJ "Push to Open" text only	 10PBJ1 "Push to Open" text & handicap logo	 10PBJM1 "Push to Open" text & handicap logo - Microswitch
 10PBJMS1 "Push to Open" text & handicap logo - Microswitch (hardwired only)	 10PBJL Handicap logo only	 10PBJML Handicap logo only - Microswitch
 10PBJMLL Handicap logo only - Microswitch (hardwired only)	 10PBJ10 Plain face	 10PBJE "Push to Exit" text only
 10PBJSREV "Push to Slow" text with braille	 10PBJ1B "Push to Open" text & handicap logo - White text on blue plate	 10PBJLB Handicap logo only - White text on blue plate

10BOXJAMBFM	PBJ / PBJM series flush mount box (1 1/2" x 4 3/4" jamb)
10BOXJAMBSM	PBJ / PBJM series surface mount box (1 1/2" x 4 3/4" jamb)
10BOXJAMBST	PBJMS series surface mount box (hardwired only) (1 3/4" x 4 1/2" jamb)

DISCLAIMER Information is supplied upon the condition that the persons receiving it will make their own determination as to its suitability for their purposes prior to use. In no event will BEA be responsible for damages of any nature whatsoever resulting from the use of or reliance upon information from this document or the products to which the information refers. BEA has the right without liability to change descriptions and specifications at any time.

WWW.BEASENSORS.COM



BEA AMERICAS / RIDC Park West / 100 Enterprise Drive / Pittsburgh, PA
 T 1-800-523-2462 / F 1-888-523-2462 / E info-us@BEAsensors.com

A Halma company